



Grades
Pre-k/k



Hatchling Animal Alphabet



A complete curriculum from A to Z

**Explore animals with creative lessons,
hands-on activities, and printable templates**



suzanne hieke

Credits

Creator/ Author

Suzanne Hieke

Co-Creator

Sinead Isaacs

Graphic Designer

Andy Hieke

Product Tester

Autumn Isaacs

Copyright

© 2017 Hatchling Curriculum™. ALL RIGHTS RESERVED.

No derivatives license. This product can be shared but NOT modified

Permission is given for individual, classroom, or homeschool teachers to reproduce the projects, templates, and printables for personal or classroom use only.

Reproduction of these materials for an entire school system is strictly forbidden.

Teach With — copy, edit, and provide the licensed material to those students you teach in any medium or format for the purpose of educating them and/or their private study.

But, No Sharing – you have been issued a single licence for your own use and the right to grant a limited licence to your students to use the licensed material as part of your teaching and their own private study.

Photographs and images are protected by copyright law. Resale or use of any images in this publication is prohibited. Images © Andy Hieke/Hatchling Curriculum. © Suzanne Hieke/Hatchling Curriculum. Images © Victor Brave/Adobe Stock. Images © Lorelyn Medina/Adobe Stock.

This publication contains material protected under International and Federal Copyright Laws and Treaties. Any unauthorized reprint, distribution, or use of this material is prohibited. No part of this publication, including text and images, may be reproduced or transmitted in any form or by any means, electronic or mechanical, including photocopying without the intent of personal use, recording, or by any information storage and retrieval system without express written permission from Hatchling Curriculum™. Except in the case of brief quotations embodied in critical reviews and certain other non commercial uses permitted by copyright law.

If you would like to use or distribute any portion of this publication, including any text and images, please contact the Author, Suzanne Hieke. Suzanne@hatchlingcurriculum.com
Hatchling Curriculum, 5433 Clayton Road, Suite K #195, Clayton, CA 94517

Ordering Information. Special discounts are available on quantity purchases by teachers, schools, corporations, associations, and others.

For details contact Sinead Isaacs at Shay@hatchlingcurriculum.com.

Hatchling Animal Alphabet

Publisher's Cataloging-in-Publication data

ISBN 978-0-9884345-6-1



Table of Contents

Credits, Copyright	iii
Table of Contents	2
Templates	5
Introduction	6
About the Author	6
Create, Explore, and Discuss	7
Lesson Materials	8
Extra/Extension Materials	9
Science Materials	10
Fine Motor Skills	11
Alphabet Fun Facts	12
Phonetic Alphabet	13
Letter A	14
Letter B	28
Letter C	44
Letter D	58
Letter E	70
Letter F	80
Letter G	96
Letter H	110
Letter I	122

Table of Contents Continued

Letter J	136
Letter K	150
Letter L	164
Letter M	176
Letter N	190
Letter O	202
Letter P	216
Letter Q	228
Letter R	242
Letter S	256
Letter T	274
Letter U	284
Letter V	292
Letter W	306
Letter X	316
Letter Y	330
Letter Z	340
Song Suggestions	355
Book Suggestions	356
Icons	358
Hatchling Publications	359

Introduction

Hatchling Curriculum hatched when my daughter decided to homeschool my preschool age granddaughter, Autumn. I began to plan a series of lessons that would cover all areas of early learning. These lessons have formed the foundation for Hatchling Curriculum.

Each set of lessons are a complete all-subject curriculum for individual, group, and classroom learning. They are self-explanatory and easy to use. Hatchling Curriculum lessons are presented in a comprehensive ready-to-teach format that requires little or no preparation. All templates, work sheets, and printables are included at the end of each lesson. Each set of lessons are age appropriate and full of original content, hands-on science projects, sensory play activities, songs, book suggestions, and creative art ideas.

About the Author

Suzanne Hieke has been an educator for over 25 years specializing in early childhood education and children's music and movement. She has a Bachelor of Arts Honors Degree in Performance Arts from Middlesex University (UK) and has taught and performed in the field of dance and theatre.



Suzanne completed her early childhood education training with Cal State East Bay (USA) and transitioned into developing and teaching preschool curriculum. She has taught in Montessori, Reggio approach, and traditional schools. Suzanne has been creating, developing, and teaching her curriculum throughout her career.

Create, Explore, and Discuss

Hatchling Curriculum lessons integrate sensory and hands-on activities that children will love to explore. These creative projects offer many individualized learning opportunities in language, math, science, art, and gross or fine motor skills. Each lesson is developmentally appropriate for ages three to six years and can be customized to accommodate the learning needs of an individual child. Many activities have extensions to develop the lessons concept or aid in its comprehension.

Lessons include activities that use a printable worksheet or template. These can be found at the end of the lesson and can be printed or photocopied for each child.

Most of the lesson's activities only require some basic art supplies. A list of any materials that are needed are itemized at the top of each lesson and on [page 8](#). Extra/extension materials are itemized on [page 9](#) and science materials are itemized on [page 10](#).

Each lesson begins with a song. The lyrics to many of the songs have been included. Most are traditional songs or use the tune from a well known song. If you are unfamiliar with the melody you can listen to a sample of the tune on iTunes or YouTube. The lessons can be further enriched with a story. We have included some of our favorite books as suggestions for story time ([pages 414-415](#)).

Discussion topics at the end of each lesson encourage children to think, discuss, and ask questions that are relevant to each topic.

You can choose to complete one or all of the lesson's activities in any order. Each lesson offers multiple activities that can be explored daily or customized to integrate into a week's curriculum.

Customize Creative Learning with Hatchling Curriculum


Letter A

Materials: Scissors, coloring pencils, pencil, blue crayon, markers, glue stick, 2 index cards, white school glue, shaving cream, 1 box baking soda, 1/4 cup hair conditioner, 2 paper plates, brown paint, 1 stick celery, 1 tbsp. cream cheese, sunbutter, few raisins




The Animals Went in Two by Two (traditional) (Sung to the tune of *The Ants Go Marching*)

The animals went in two by two. Hurrah. Hurrah. (Rpt)
The animals went in two by two,
The elephant and the kangaroo.
And they all went into the ark (boat),
For to get out of the rain.




The animals went in three by three,
The wasp, the ant and the bumble bee.....




The animals went in four by four,
The great hippopotamus stuck in the door.....

The animals went in five by five,
The alligators were doing the jive.
And they all went into the ark,
For to get out of the rain.




Discuss what begins with the letter A

- What animals begin with the letter A?
- Anteater, ant, alligator, armadillo, antelope, alpaca
- What occupations begin with the letter A?
- Astronaut, artist, acrobat, archaeologist, author



Letter A animals (use template on [page 19](#))



- Color the animals that begin with the letter A.
- Point and name the animals.
- Sound out the first letter of each word.
- What other animals begin with this letter?





A is for alligator (use templates on [pages 20-21](#))

- This is the letter A.
- Letter A makes the sound “a” (alligator).
- Or letter A makes the sound “ay” (ape).
- Color and cut out the letter A and parts of the alligator.
- Glue the tail onto the top of the A.
- Glue the eyes and nose onto the right strut of the A.
- Glue the teeth onto the middle struts of the A.

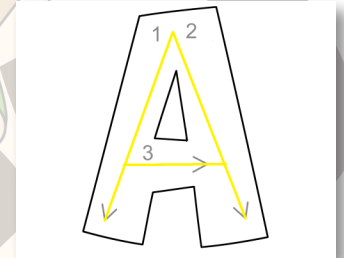


Extension: Display your artwork. Start an alphabet wall mural. Put the letter A on the wall as the first letter in the alphabet.




Letter A (use template on [page 22](#))

- Use a pencil or marker to trace the arrows.
- Start at the top and trace a straight line diagonally down the left strut from top to bottom.
- Trace a straight line diagonally down the right strut.
- Draw a line from left to right across the center strut.



Letter A tracing (use template on [page 23](#))

- Use the pointer (index) finger to trace each letter along the first row of the letter tracing.
- Trace over the gray letters using a pencil or marker.
- Or write out the letter A using a highlighter.
- Trace over the highlighted letter using a pencil.
- Make animal alphabet cards using index cards.
- Color and cut out the animals.
- Put the animal and its name on one side of the card.
- Put the corresponding letter on the other side.






Arctic fun facts

- There are two polar regions on Earth.
- The Arctic Ocean is at the north pole.
- The continent of Antarctica is at the south pole.
- Both polar regions are covered in ice and snow.
- The Arctic Circle surrounds the Arctic Ocean.
- It is an area of frozen ground, home to many animals and plants.
- Animals that live in the Arctic circle include Arctic foxes, walruses, whales, puffins, and snowy owls.



Arctic fox (use template on [page 24](#))

- Arctic foxes live on the frozen tundra of the Arctic.
- In winter the Arctic fox has white fur.
- But in spring the Arctic fox sheds its winter fur and becomes gray brown in color.
- Mix 1/4 cup of white school glue with 1/4 cup of shaving foam. This makes a great white puffy paint.
- Cut out the Arctic fox.
- Paint the Arctic fox with the white puffy paint.
- Leave to dry thoroughly.



Arctic habitat

- Pour one box of baking soda into a mixing bowl.
- Add 1/2 cup of white hair conditioner. Mix together.
- Add a sprinkle of silver glitter (optional).
- Pour the *snow* onto a tray or shallow bowl.


Extension: Add small rocks and Arctic animals such as polar bears to create an Arctic habitat.

Alternative: Use white shaving foam and squirt onto a tray or table top. Explore the foam using hands and fingers to create patterns.






ant



armadillo

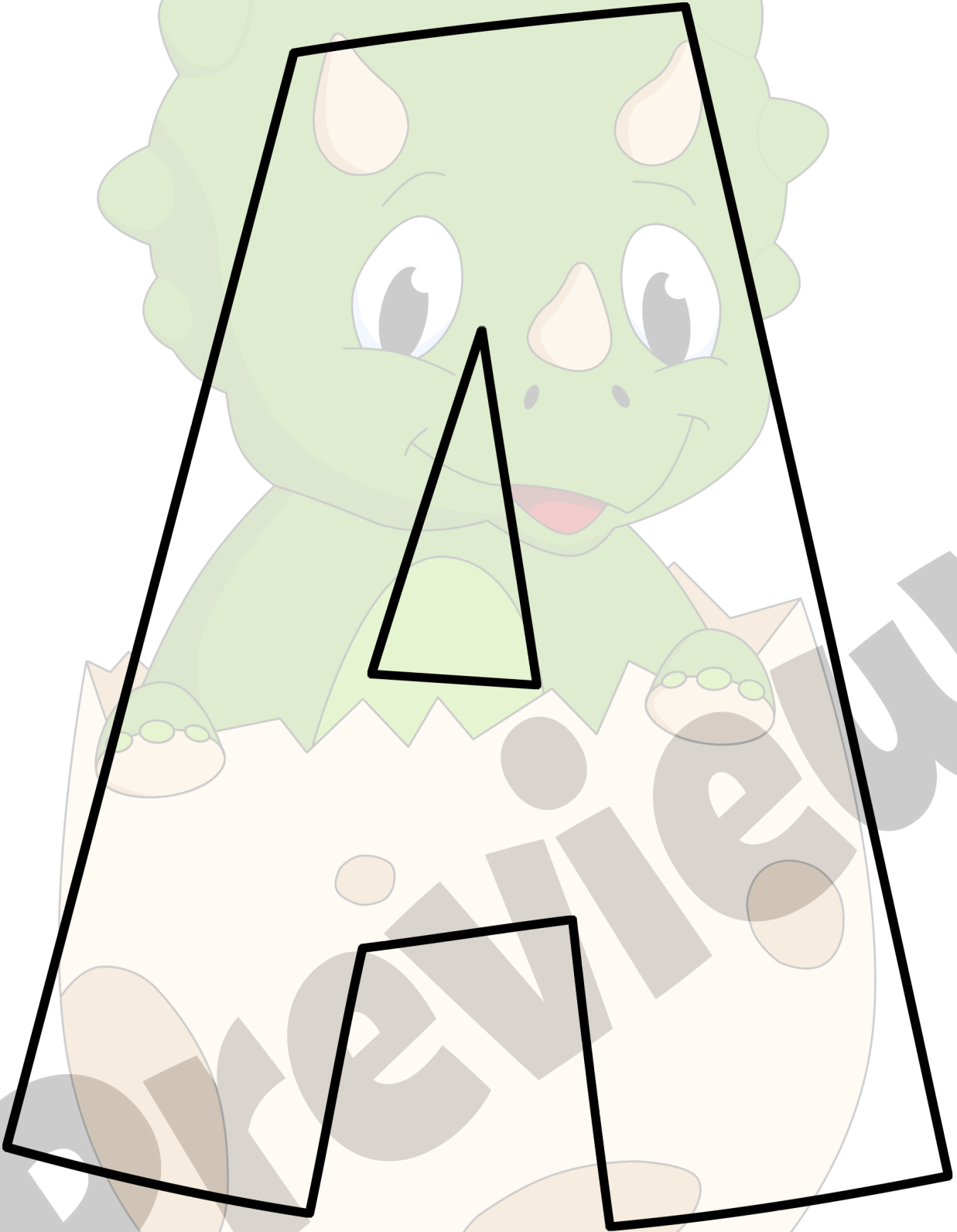


anteater




alligator

Letter A


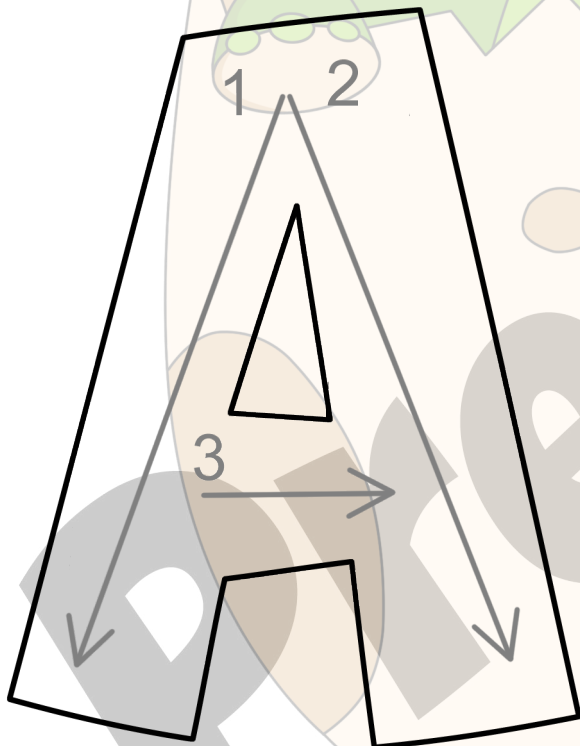
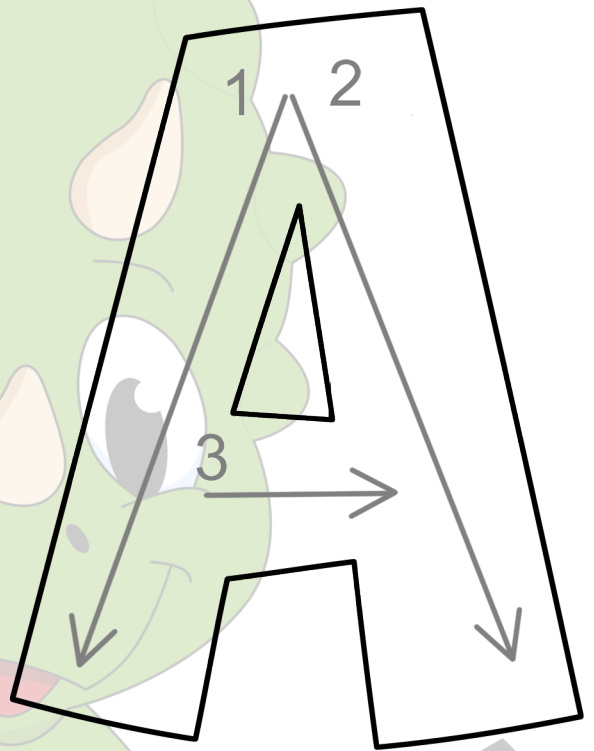
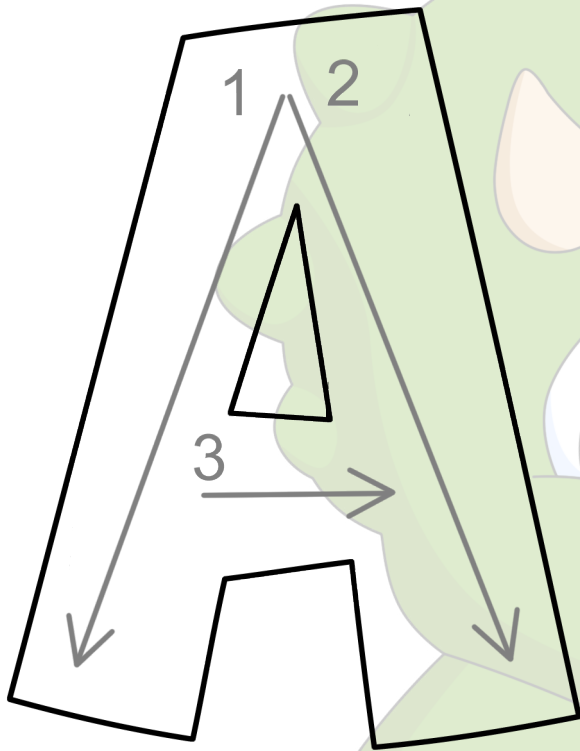



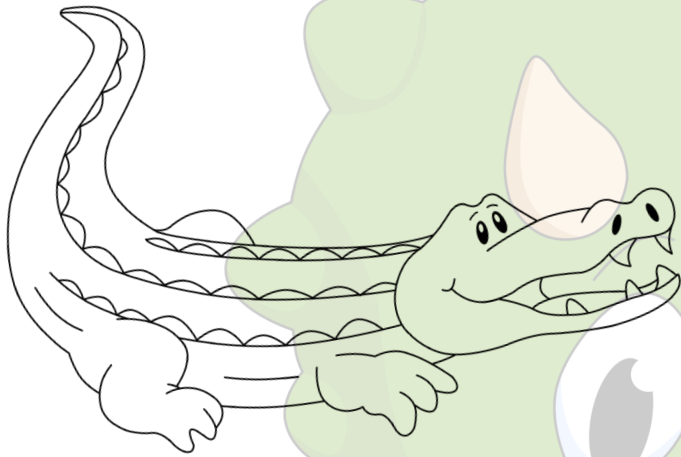
A is for Alligator



Letter A Tracing

Name: _____






alligator


armadillo



Arctic Fox



Hatchling Curriculum Publications



Hatchling Alphabet - A Complete Curriculum from A to Z

- 26 complete lessons for individual, group, and classroom learning
- Activities for each letter can be integrated into one week's curriculum
- 400 pages of creative projects combining language, early math concepts, art, science exploration, songs, and movement ideas
- 300 printable templates of coloring pages, letter tracing, and crafts



Hatchling Five Senses

- 5 complete lessons for individual, group, and classroom learning
- Hands-on activities to explore smell, hearing, touch, sight, and taste
- 50 pages of creative projects combining language, early math concepts, art, science exploration, songs, and movement activities
- 25 printable templates of coloring pages, letter tracing, and crafts




Hatchling Busy Bees - FREE Bee Lesson

- 1 complete lesson for individual, group, and classroom learning
- Check out this FREE downloadable PDF lesson from our website
- 6 pages of creative projects combining language, math, art, science, tracing, and an original song sung to a traditional tune.
- 3 printable templates of coloring pages and tracing



Hatchling Letter Bee - FREE Bee Lesson

- 1 complete lesson for individual, group, and classroom learning
- Check out this FREE downloadable PDF lesson from our website.
- 14 pages of creative projects about bees combining language, letter recognition, math, science, song, and movement activity
- 10 printable templates of coloring pages, letter tracing, and crafts



Hatchling Triceratops - FREE Dino Lesson

- 1 complete lesson for individual, group, and classroom learning
- Sign up for our mailing list and receive this FREE downloadable PDF
- 10 pages of creative projects about triceratops combining language, letter recognition, early math, science, and movement activity
- 7 printable templates of coloring pages, letter tracing, and crafts

Hatchling Animal Alphabet

Create, Explore, Discuss, and Learn

Hatchling Animal Alphabet is a complete curriculum for individual, group, classroom, and homeschool learning. The curriculum is age appropriate for children ages three to six years. The lessons integrate science, art, math, language, music, movement, fine motor skill practice, and discussion topics to promote social and emotional readiness. Each lesson offers multiple activities that can be explored daily throughout the week or can be customized to incorporate into a yearly plan.

Hatchling Animal Alphabet curriculum includes 350 pages of hands-on activities, creative art ideas, science exploration, printable templates, worksheets, songs, games, and movement ideas. Each lesson focuses on one letter of the alphabet and offers the opportunity to immerse the child in the wonderful world of animals.

- 26 animal alphabet lessons
- Early math concepts include patterning, sizing, sets, and number matching
 - Hands-on science experiments to explore, observe, and discover
 - Alphabet activities to reinforce letter recognition
- Letter tracing to introduce early writing techniques through muscle memory
- Coloring, cutting, tearing, and threading activities to refine fine motor skills.
 - Games, music, and movement ideas to develop gross motor skills.
 - Creative art projects including letter and paper plate animals
 - Fun facts about animals and their habitats
- Over 200 printable templates of coloring pages, letter tracing, and crafts
 - Song lyrics for the original, traditional, and counting songs
- Alternatives and suggestions to individualize and extend the learning experience
.....and so much more. The ideas are endless!

Have fun and explore animals from A to Z!

ISBN 978-0-9884345-6-1
www.hatchlingcurriculum.com

